

1 Number

12 Numbers

{ewc FFBMP32.DLL,FFBMP32,*images_bet.bmp}

OR

{ewc FFBMP32.DLL,FFBMP32,*images_bet.bmp}

3 tiny windows

```
{ewc FFBMP32.DLL,FFBMP32,*imageswindows.bmp}
```

4 buttons

```
{ewc FFBMP32.DLL,FFBMP32,*imagesbuttons.bmp}
```

About Cryptologic

To obtain the latest information about Cryptologic please visit our website by pressing the button below:

```
{button Cryptologic Web Site,EF('start','http://www.cryptologic.com/inter',0,'')}
```

Win3.1 users:

The address of our website is as follows:

<http://www.cryptologic.com>

WELCOME TO Regal

LICENSE

Regal is an Internet gaming application developed by CryptoLogic Inc. and by Inter.Tain.Net International Inc. and licensed to International Telemedia N.V. **Regal** is operated under a gaming license granted by the Government of the Netherlands Antilles to Cyberluck Curacao. N.V.

LEGALITY

In some jurisdictions around the world the rules surrounding Internet gaming are unclear. In other jurisdictions placing wagers over the Internet has been deemed to be illegal. You must determine the laws that apply in your jurisdiction and act accordingly.

TAXES

In some jurisdictions proceeds from gaming are tax free. In others, proceeds from gaming are taxable. Regal will not provide details of individual's net proceeds or losses. If winnings are taxable in your jurisdiction, you are required to keep track and report your winnings to the appropriate authority.

AGE RESTRICTIONS

No one under the age of 18 years is permitted to wager at Regal. For those under 18 years of age and those in jurisdictions where Internet gaming is illegal, we have provided a version of the game that can be played for fun and leisure.

Practice Regal

You are currently connected to the Regal gaming server. If you do not want to play for real money, click on the "Play for Fun" button. If you are ready to wager, click on the "Play for Money" button.

In the future to play for real money select Regal from Programs in the Start menu. To play for fun select PracticeCasino from Programs in the Start Menu.

Ace King combination



Baseball



STRAIGHT WAGERS

A straight wager is a bet on one selection and one selection only.

If your selection is a favorite you must win by the point spread in order to win your wager.

In the case of a tie your money is refunded.

If you wager on an underdog your selection can lose the game and you still can win if they do not lose by more than the point spread.

BASEBALL WAGERING RULES

Winners and losers are official after 5 innings of play unless the home team is leading after 4 1/2 innings. If a game is called, or suspended, the winner is determined by the score after the last full inning (unless the home team scores to tie, or takes the lead in the bottom half of the inning, in which case the winner is determined by the score at the time the game is called). Monies will be refunded if the home team ties the game and it then suspended. Events will not carry over to the following day.

We do not recognize suspended games, protest, overturned decisions, etc, for wagering purposes.

SPECIAL BASEBALL RULES

When wagering on total runs (over/under) the game must go 9 innings (8 1/2 if the home team is ahead) to have action. If a game is called, or suspended, the score will be determined after the last full inning (unless the home team score to tie, or takes the lead in the bottom half of the inning, in which case the score is determined at the time the game is called).

Home teams are always on the bottom.

We do not recognize suspended games, protests, or overturned decisions, for wagering purposes.

All sporting events must be played on date and site scheduled unless otherwise specified.

If any event is postponed and/or rescheduled, said event will automatically constitute a noactive.

MONEY LINE WAGERING

When wagering on Baseball games with a money line, all games are considered action regardless of the starting pitchers. Your selection must win the game on the field. There is no point spread or run line involved.

PARLAY BETTING WITH A RUN LINE

A Parlay wager is a bet on a minimum of two teams.

All selections must cover the point spread for you to have a winning bet.

If one selection loses then the whole wager is lost.

In the case that one team ties your parlay is reduced to the next lowest level.

You cannot buy points in parlays.

Ex. A three team parlay with two winners and one tie pays off as a two team parlay.

NOTE: A two team parlay with a tie becomes a straight bet that is calculated at \$10 to win \$9

We do not recognize suspended games, protests, or overturned decisions, for wagering purposes.

All sporting events must be played on date and site scheduled unless otherwise specified.

If any event is postponed and/or rescheduled, said event will automatically constitute a noactive.

PARLAY PAYOFFS

2 teams	24:10
3 teams	50:10
4 teams	100:0
5 teams	180:10
6 teams	400:10
7 teams	600:10
8 teams	1000:10

Las Vegas rules apply to any rule or wager not covered by rules and regulations herein.

PARLAY CARD

A Parlay card is a selection of four teams or more, in no particular order, in a single wager.

All teams wagered on in a parlay card must win for the wager to win.

If any of the teams lose the wager is lost altogether.

With four team parlay cards, if a game is canceled or rescheduled there will be no action, as we cannot accept three team parlay card.

With five team parlay card or higher, if game is cancelled or resheduled, parlay card will revert to the next lowest number of teams.

All ties lose on a parlay card.

We do not recognize suspended games, protests, or overturned decisions, for wagering purposes.

All sporting events must be played on date and site scheduled unless otherwise specified.

If any event is postponed and/or rescheduled, said event will automatically constitute a noactive.

Las Vegas rules apply to any rule or wager not covered by rules and regulations herein.

PARLAY CARD PAYOFFS

4 teams	120:10
5 teams	250:10
6 teams	500:10
7 teams	900:10
8 teams	1500:10
9 teams	2500:10
10 teams	5000:10
11 teams	10000:10
12 teams	20000:10

Basketball



STRAIGHT WAGERS

A straight wager is a bet on one selection and one selection only.

If your selection is a favorite you must win by the point spread in order to win your wager.

In the case of a tie your money is refunded.

If you wager on an underdog your selection can lose the game and you still can win if they do not lose by more than the point spread.

Another type of straight bet is a total wager. This is determined by adding both teams final score together (overtime included).

Your selection is for the total score combined to be over or under the line posted for totals.

The same rules apply for wagers on sides or totals when you make straight bets.

All straight bets are calculated at \$11 to win \$10.

Home teams are always listed on the bottom.

NBA games must go 43 min to have action.

Collage Basketball games must go 35 min to have action.

We do not recognize suspended games, protests, or overturned decisions, for wagering purposes.

All sporting events must be played on date and site scheduled unless otherwise specified.

If any event is postponed and/or rescheduled, said event will automatically constitute a noactive.

Las Vegas rules apply to any rule or wager not covered by rules and regulations herein.

TEASERS

A teaser is a selection of 2-6 teams with an adjusted point spread.

With a two team teaser a push or tie and a loss constitutes a loss, a push and a win constitutes no action.

Teasers with three or more selections will be reduced to the next lowest level in the case of a tie.

If you have any loss in a teaser the entire wager is a loss.

You cannot use totals in teasers.

Buying points

To Buy a 1/2 point in basketball straight you must lay 120:100; to buy a full point you must lay 130:100.

You cannot buy points in parlays.

You cannot buy points in over/under

TEASER PAYOFFS

	4 points	4 1/2 points	5 points
2 teams	10/11	10/12	10/13
3 teams	8/5	3/2	7/5
4 teams	5/2	2/1	3/2
5 teams	4/1	7/2	3/1
6 teams	6/1	5/1	4/1

PARLAY BETTING

A Parlay wager is a bet on a minimum of two teams.

All selections must cover the point spread for you to have a winning bet.

If one selection loses then the whole wager is lost.

In the case that one team ties your parlay is reduced to the next lowest level.

Ex: A three team parlay with two winners and one tie pays off as a two team parlay.

NOTE: A two team parlay with a tie becomes a straight bet that is calculated at \$10 to win \$9

We do not recognize suspended games, protests, or overturned decisions, for wagering purposes.

All sporting events must be played on date and site scheduled unless otherwise specified.

If any event is postponed and/or rescheduled, said event will automatically constitute a noactive.

Las Vegas rules apply to any rule or wager not covered by rules and regulations herein.

You cannot buy points in parlays.

PARLAY PAYOFFS

2 teams	24:10
3 teams	50:10
4 teams	100:0
5 teams	180:10
6 teams	400:10
7 teams	600:10
8 teams	1000:10

PARLAY CARD

A Parlay card is a selection of four teams or more, in no particular order, in a single wager.

All teams wagered on in a parlay card must win for the wager to win.

If any of the teams lose the wager is lost altogether.

With four team parlay cards, if a game is canceled or rescheduled there will be no action, as we cannot accept three team parlay card.

With five team parlay card or higher, if game is cancelled or reshcheduled, parlay card will revert to the next lowest number of teams.

All ties lose on a parlay card

We do not recognize suspended games, protests, or overturned decisions, for wagering purposes.

All sporting events must be played on date and site scheduled unless otherwise specified.

If any event is postponed and/or rescheduled, said event will automatically constitute a noactive.

Las Vegas rules apply to any rule or wager not covered by rules and regulations herein.

PARLAY CARD PAYOFFS

4 teams	120:10
5 teams	250:10
6 teams	500:10
7 teams	900:10
8 teams	1500:10
9 teams	2500:10
10 teams	5000:10
11 teams	10000:10
12 teams	20000:10

Blackjack



TYPE

- Atlantic City Blackjack

OBJECTIVE

In this game, the player and the dealer (the computer) are each dealt two cards. The player and the dealer both try to get their hands to equal twenty-one without going over. The hand that gets closer to twenty-one without going over wins the bet. In blackjack, you are competing only against the dealer, not against the other players.

How to Play

Blackjack is played with eight fifty-two card decks. After each game has been played, the used cards will be shuffled back into the deck. All face cards are worth ten. Aces are worth either one or eleven points; if counting the ace as eleven would put the hand over twenty-one, the ace is automatically counted as one instead. All other cards are worth their face value. The simplest way to get exactly twenty-one is to hold an ace and either a face card or a ten. (Suit is irrelevant.)

Your Chips are stacked by denomination in the right corner of the screen. The minimum amount that may be bet is highlighted. This amount may be increased by placing the mouse on the stack that you wish to add to your bet. Each time you click the left mouse button you will add a chip from that pile to your planned wager amount. Likewise by clicking on the right mouse button you can decrease your planned wager amount.

Place your wagered amount by clicking on red circle in the middle of the screen. Click on the Deal button, or left click on your betting area again to start playing. Each player will receive two cards face up. The dealer will receive one card face up and one face down. If you win the hand, you will get back your original bet plus the same amount in profit. A hand that consists of an Ace and any ten value card is called a natural twenty-one, or a natural blackjack. If you win with a natural blackjack, you will be paid off at three-to-two, which means you get your original bet back plus 150% profit. (So if you bet \$50 and win with a natural twenty-one, you get \$50 (your bet) plus \$75 (your bet plus half of your bet), or \$125. If you and the dealer tie, the hand is considered a push and no money will be exchanged.

Based on the cards you hold and on the one visible from the dealer's hand, you can do the following by left clicking on the appropriate button:

Hit: Request another card. You can request a hit as many times as you like, but if your total goes over twenty-one, you will Bust and lose the hand.

Stand: If you think your total is high enough to beat the dealer's hand, or if you believe the dealer will bust, click stand to end your turn.

Split: If you have two cards of the same denomination, a Split button will appear. You can split the cards into two hands and play each hand separately. Your original bet will be duplicated for the new hand, and each hand will be played out as usual. The number above the currently active hand will turn yellow. The split option can only be used once per hand -- you cannot split part of a split hand. Note: After splitting aces you will be allowed to draw one card per split hand.

Double: If you select this option, two things will happen: you will get exactly one more card and then your turn will end, and your bet will be doubled. When you use this option, you are betting more money that you will get a good score with just one more card added to your starting two.

Insurance:

Whenever the dealer's up-card is an ace, the player has an option of taking insurance. If the player believes that the dealer's down-card is a 10 ranking card, then the player is permitted to place a side bet of up to half the original wager as insurance. If the dealer does have a 10 ranking card, the player is immediately paid 2-to-1 on the insurance bet, but the original wager is lost unless the player too have blackjack and tie the dealer. Here player is not insuring anything, the player is simply betting that the dealer's unseen card is a 10 ranking card.

Note: Double Down and Split options will only be available immediately after you receive your first two cards. If the dealer has an ace showing, you will be offered a chance to buy Insurance for half of the amount you bet. When you buy insurance you are, in effect, making a second bet. You are betting that the dealer has a natural blackjack. If the dealer does have a natural blackjack (in other words, his down card is a ten or a face card), you will collect a payoff of 2 to 1 on your insurance. You will also lose your original wager, unless you have a natural blackjack too. If the dealer does not have a natural twenty-one, the rest of the hand is played out as usual and you will lose your insurance money.

The bets are made Using the Mouse and by Using the Keyboard.

Rule Summary

- Dealer must draw on all totals of 16 or less, and stand on all totals of 17-21.
- Player may take insurance on a dealer's Ace.
- Player may double down on any initial two card combination.
- Identical pairs may be split but not re-split.
- Doubling after splitting is allowed.
- Dealer uses an 8 deck shoe shuffled after each hand.

Payoffs

<i>Result</i>	<i>Payoff</i>
Winning hand	1 to 1
Blackjack	3 to 2
Insurance	2 to 1

Default Limits

\$5 minimum bet.
\$100 maximum bet.

Rule Authority

- New Jersey Casino Control Commission: Atlantic City Casino
Exception: deck is shuffled after each hand.
- Nevada Gaming Commission: Las Vegas Strip Rules
Exceptions: deck is shuffled after each hand, pairs may not be resplit and players may draw additional cards on split Aces.

Note:

In every game there are three menu options (Exit, Effects and Help). By either pressing "<ALT> E" or left clicking on the Exit choice, the player may exit the game. The Effects options ("<Alt> E") allows the player to turn off the Sound, Voice and Animation (where applicable) during the game. The Help option ("<Alt> H") explains different aspects of the current game.

Click here for formal complete set of formal Blackjack rules.

Additional information is available at our web site

{button Ecash Help,EF(`start`,`http://www.intercasino.com/help/`,0,`')}

Win3.1 users:

The address of our Ecash Help website is as follows:

<http://www.intercasino.com/help/>

Blackjack Hand



Ace and a Card of rank 10

Caribbean Poker



Default Limits

\$5 minimum bet.

\$100 maximum bet.

Exception: Payoff for Royal Flush is 200:1 instead of 100:1.

Game Objective

In this style of poker, a favorite in the Caribbean and aboard cruise ships, each player plays against the dealer, and not against the other players. In Caribbean Poker, you will place an ante, receive a hand, and then decide whether or not you would like to bet. If you bet, and if the dealer's hand qualifies (contains an Ace/King combination or better), your hand will be compared to the dealer's. If you win, your payoff will be determined by the quality of your hand. For information on Payoff's please consult the payoff table below.

Using the Mouse

The left mouse button has been assigned for picking up chips as well as placing the chips on the table or in the coin receptacle. If you decide to change your bet after placing it on a table you can simply pick up the chips using the right mouse button. While in the chip area the left mouse button adds chips to your hand while the right mouse buttons subtracts chips from your hand.

How to Play

To begin a hand, place an ante in the ante space of your playing area, which will be highlighted in brown. Your ante may be any amount between minimum and maximum bet, and it will determine your eventual bet on the current hand.

After you have placed your ante, click on the Deal button, and the cards will be dealt. You will receive 5 cards. The dealer will receive four cards face down, and one card face up.

At this point, you may either bet if you think you can win, or surrender if you feel that your hand is inadequate. If you bet, your bet will equal twice your ante. If you surrender, you will lose your ante to the dealer, and your hand will end.

The dealer will then reveal his cards, and one of two things will happen: he will either qualify, or he will fail to qualify. If the dealer does not have an **Ace King combination** or better in his hand, he will fail to qualify. (In other words, the dealer must have at least a pair if he does not have both an Ace and a King.)

If the dealer does not qualify, your hand will receive a 1 to 1 payoff on your ante, and your bet will be returned to you.

If the dealer does qualify, his hand will then be compared to yours. If the dealer's hand beats yours, you will lose your ante and your bet. If the dealer's hand and your hand are equal, no money will be exchanged. If your hand beats the dealer's hand, you will win even money (1 to 1) on your ante, plus a payoff on your bet based on the quality of your hand, (see below). If the dealer and you both have the same hand (for example you have one pair and the dealer has one pair), then the winner is the one with the high ranking cards. If the dealer has one pair, example jack, jack, ten, six and five and the player has one pair hand of jack, jack, ten, eight and four, then the player wins. Your original ante and bet, as well as any winnings, will be displayed as separate piles of chips.

Result	Payoff
Nothing	1 to 1
One Pair	1 to 1
Two pairs	2 to 1
Three of a kind	3 to 1
Straight	4 to 1
Flush	5 to 1
Full house	7 to 1
Four of a kind	20 to 1
Straight flush	50 to 1
Royal flush	200 to 1

The hand rankings in Caribbean poker are the standard poker rankings, listed from lowest to highest below:

- Nothing:** A hand with five unmatching cards.
- One Pair:** One pair of identically ranked cards.
- Two pairs:** Two groups of two cards showing the same number (or picture).
- Three of a kind:** Three cards from different suits displaying the same number or picture.
- Straight:** Five cards in consecutive order, any combination of suits.
- Flush:** Five cards of same suit.
- Full house:** Three of a kind and a pair.
- Four of a kind:** Four cards from different suits displaying the same number or picture(same rank).
- Straight flush:** Five cards in consecutive order from same suit.
- Royal flush:** Ace, King, Queen, Jack and ten from same suit.

Note:

In every game there are three menu options (Exit, Effects and Help). By either pressing "<ALT> E" or left clicking on the Exit choice, the player may exit the game. The Effects options ("<Alt> E") allows the player to turn off the Sound, Voice and Animation (where applicable) during the game. The Help option ("<Alt> H") explains different aspects of the current game.

Additional information is available at our web site

{button Ecash Help,EF(`start',`http://www.intercasino.com/help/',0,`')}

Win3.1 users:

The address of our Ecash Help website is as follows:

<http://www.intercasino.com/help/>

Cash out

Column Bet:
{ewc FFBMP32.DLL,FFBMP32,*images_bet.bmp}

[About Regal](#)

[Introduction](#)

[Practice Mode](#)

[Ecash Operations](#)

[Roulette](#)

[Blackjack](#)

[Slots](#)

[Caribbean Poker](#)

[Video Poker](#)

[Technical Support](#)

[Registration](#)

[SportsBetting](#)

[User Information Management System](#)

[About Regal](#)

[Introduction](#)

[Practice Mode](#)

[Ecash Operations](#)

[Roulette](#)

[Blackjack](#)

[Slots](#)

[Caribbean Poker](#)

[Video Poker](#)

[Technical Support](#)

[Registration](#)

[Feedback](#)

[SportsBetting](#)

Corner Bet:

{ewc FFBMP32.DLL,FFBMP32,*images_bet.bmp}

CreditCardW

Dozen Bet:

{ewc FFBMP32.DLL,FFBMP32,*images_bet.bmp}

Ecash Operations

This information below is intended for reference purposes only, it is not intended to be current. For a description of the current terms & conditions for CryptoLogic Electronic Cash ("Ecash") please point your Web Browser to `{button Ecash Help,EF('start','http://www.cryptologic.com/ecash/',0,'')}` (www.cryptologic.com/ecash)

GENERAL

Welcome to the CryptoLogic Electronic Cash system. You may deposit or withdraw money using the CryptoLogic Electronic Cash system or use the money in your Ecash account to make payments or purchase goods and services. All deposits are held at an FDIC or CDIC insured North American Bank. All Ecash operations are in US dollars.

SECURITY

The CryptoLogic Electronic Cash system utilizes the CryptoLogic Security System to protect all information sent over the Internet. All information is encrypted and decrypted using CryptoLogic's proprietary security algorithm.

TRANSACTIONS

Deposit

You may deposit money to your Ecash account using: Credit Cards, Western Union, MoneyGram, Prepaid Cards or by Check, Money Order or Wire Transfer.

Withdraw

To withdraw money from the Ecash system, you must have the PIN number that will automatically be mailed to you when you register your account. CryptoLogic reserves the right to determine the manner, whether by credit card (and to which one or more of your credit cards), by check, or combination of these methods, by which money can be withdrawn. CryptoLogic reserves the right to combine your different accounts into one for payment purposes.

Transfer

You may transfer money from one your Ecash account to any other Ecash account that belongs to you by entering the Ecash account number to which you wish to transfer Ecash. Note: Money deposited by Credit Card will not be available for Transfer to other Ecash accounts.

Payment/Purchase

You may make a payment/purchase from your Ecash account to any Ecash merchant account simply by entering the Ecash merchant number you wish to pay.

LIMITS AND SERVICE CHARGES

Credit Cards

CryptoLogic accepts Visa, MasterCard, American Express as well as other major Credit Cards. Money deposited by Credit Card will be available in your Ecash account in approximately 30 seconds. There is a \$1 service charge to withdraw money from your Ecash account using Credit Cards. There is no service charge to deposit money to your Ecash account. When you register, you may deposit a maximum of \$500.00 to your Ecash account, when you receive your PIN you may deposit a maximum of \$1000.00 per month to your Ecash account. The amount of an individual deposit can not exceed \$400.00. You may deposit a minimum of \$20.00 per transaction to your Ecash account. You may withdraw a maximum of \$2,000 or the amount of your credit card deposits in the current month from your Ecash account. You may withdraw a minimum of \$20.00 from your Ecash account (or your remaining balance if it is under \$20.00). Note: Monthly limits for Credit Card transactions are modified based on your credit history. A PIN number is required to withdraw your funds from your Ecash account. CryptoLogic reserves the right to determine the manner, whether by credit card (and to which one or more of your credit cards), by check, or combination of these methods, by which money can be withdrawn. CryptoLogic reserves the right to combine your different accounts into one for payment purposes.

Western Union

CryptoLogic accepts Western Union Quick Collect. Money deposited by Western Union Quick Collect will be

available in your Ecash account in approximately 30 minutes during regular business hours(standard Eastern Time). Service charges for depositing money to your Ecash account are collected by Western Union, the service charge for Western Union Quick Collect is \$10.50 for any amount up to \$5000.00. There is no minimum or maximum deposit by Western Union. You may not withdraw money from your Ecash account through Western Union..

Note: We will credit your account for \$10.50 after receiving Western Union Quick Collect transfer for \$300.00 or more.

MoneyGram

CryptoLogic accepts MoneyGram. Money deposited by MoneyGram will be available in your Ecash account in approximately 20-40 minutes during regular business hours(standard Eastern Time). Service charges for depositing money to your Ecash account are collected by MoneyGram, the service charge for MoneyGram is \$10.50 for any amount up to \$5000.00. There is no minimum or maximum deposit by MoneyGram. You may not withdraw money from your Ecash account through MoneyGram.

Note: We will credit your account for \$10.50 after receiving MoneyGram transfer for \$300.00 or more.

Checks

CryptoLogic accepts checks in US funds drawn on any bank in the US or Canada. Money deposited by Check will be available in your Ecash account upon receipt or the Check by CryptoLogic. Only the original account balance will be available for withdrawal or transfer for 30 days after check has been deposited into your Ecash account.

No service charge is required to deposit money to your Ecash account by check. You may deposit a minimum of \$20.00 per transaction. You may deposit a maximum of \$10,000.00 per month to your Ecash account by check.

There is a \$1 service charge to withdraw money by check. The minimum amount which can be withdrawn from Ecash by check is \$20.00 (or your remaining cleared balance if it is under \$20.00). The maximum amount which can be withdrawn from Ecash by check is \$10,000 per month. Checks will be delivered by regular mail. If your request for withdrawal by check is made before 5PM your check will be sent by mail the next business day.

Note: Any service fees incurred by Cryptologic as a result of uncleared checks will be deducted from your account. CryptoLogic reserves the right to determine the manner, whether by credit card (and to which one or more of your credit cards), by check, or combination of these methods, by which money can be withdrawn. CryptoLogic reserves the right to combine your different accounts into one for payment purposes.

Money Orders

CryptoLogic accepts money orders in US funds. Money deposited by Money Orders will be available in your Ecash account in approximately 30 minutes after the Money Order has been received by CryptoLogic. There is no service charge for depositing money to your Ecash account by Money Order. Any amount may be deposited to your Ecash account by Money Order. Only the original account balance will be available for withdrawal or transfer for 14 days after Money Order has been deposited into your Ecash account. Funds deposited by Money Order can be withdrawn by Checks or Credit Card.

Wire Transfers

CryptoLogic accepts wire transfers in US or CDN funds. Money deposited by Wire Transfer will be available in your Ecash account in approximately 30 minutes after the Wire Transfer has been received by CryptoLogic. There is no service charge for depositing money to your Ecash account by Wire Transfer. There is no maximum or minimum to deposit to your Ecash account by Wire Transfer. You may not withdraw money from your Ecash account by Wire Transfer.

Prepaid Cards

CryptoLogic accepts CryptoLogic Prepaid Cards. Money deposited by Prepaid cards will be available in your Ecash account immediately. There is no service charge to use prepaid cards. There is no maximum or minimum for depositing money by Prepaid cards. You may not withdraw money from you Ecash account using prepaid cards.

DEPOSITING

Credit Cards

You can deposit money to your Ecash account by credit card. You may register only one Credit Card at a time.

When you register, you may deposit a maximum of \$500.00 from this credit card, when you receive your PIN you

may deposit a maximum of \$1000.00 per month to your Ecash account. The amount of an individual deposit can not exceed \$400.00. You may deposit a minimum of \$20.00 per transaction to your Ecash account by Credit Card. Money deposited by Credit Card will be available in your Ecash account in approximately 30 seconds. There is no service charge for depositing money from your Ecash account using Credit Cards.

Note: Monthly limits for Credit Card transactions are modified by your credit history and after you mail us your credit application

Western Union

WESTERN UNION | QUICK COLLECT™
To send a Quick Collect payment *The fastest way to make a payment.™*

Dollar amount in words _____ **Dollar amount** (Not to exceed \$5,000)

Pay to: Cryptologic

Code City: Cryptologic **State:** _____

Sender's name: _____

Sender's telephone (area code) number: _____

Sender's address: _____
Street

City: _____ **Zip:** _____

Sender's account number with company: *****

Do not write in shaded area

Agency: _____

Time and date: _____ **Opr. #:** _____

Sent time and date: _____

Money Transfer Control Number: _____

Amount: _____

Charge: _____

Total amount received: _____

Agent's signature: _____

Customer's signature: _____

Found in the western union deposit screen

THE TERMS AND CONDITIONS ON WHICH THE SERVICE IS PROVIDED ARE SET OUT ON THE REVERSE SIDE OF THIS FORM. BY SIGNING THIS FORM, I ACKNOWLEDGE THAT I HAVE READ, UNDERSTOOD AND ACCEPTED THOSE TERMS AND CONDITIONS. Copyright ©1991 WESTERN UNION FINANCIAL SERVICES (CANADA), INC. FSC 9030E (R03-04)

CryptoLogic accepts Western Union Quick Collect money transfers. Money deposited through Western Union Quick Collect will be available in your Ecash account in approximately 30 minutes during regular business hours (standard Eastern Time). Service charges to deposit money to your Ecash account are collected by Western Union. The service charge is \$10.50 for up to \$5000.00. Any amount may be deposited to your Ecash account through Western Union. Note: We will credit your account for \$10.50 after receiving Western Union transfer of \$300.00 or more.

To deposit money to your Ecash account proceed to any Western Union branch. Send Western Union Quick Collect money transfers to **Pay To:** **Cryptologic**
Code City: **Cryptologic**

In the **Sender's account number with company** field type please **6 symbol account number**, as it appears in Western Union Deposit Screen

When you return from the Western Union office enter the MTCN number you receive from Western Union, your Name and the amount of the money transfer and select **OK button** of Western Union deposit screen. This information will help us identify you and the funds that will be received by CryptoLogic

MoneyGram

CryptoLogic accepts MoneyGram money transfers. Money deposited through MoneyGram will be available in your Ecash account in approximately 30 minutes during regular business hours (standard Eastern Time). Service charges to deposit money to your Ecash account are collected by MoneyGram. The service charge is \$10.50 for up to \$5000.00. Any amount may be deposited to your Ecash account through MoneyGram.

Note: We will credit your account for \$10.50 after receiving MoneyGram transfer for \$300.00 or more.

To deposit money to your Ecash account proceed to any MoneyGram branch. Fill out BlueExpress Payment form, indicating

Four digit Receive Code:

Company Name

City:

State

Sender's account number with company please type the 6 symbol account number, as it appears in MoneyGram Screen

All of the information required can be obtained from the MoneyGram Screen.

When you return from the MoneyGram office enter the Reference number (RN) you received from MoneyGram, your Name and the amount of the money transfer and select the OK button of the MoneyGram deposit screen. This information will help us identify you and the funds that were received by CryptoLogic.

Check



CryptoLogic accepts checks in US funds drawn on any bank in the USA and Canada. Money deposited by Check will be available in your Ecash account within approximately 30 minutes after the Check has been received by CryptoLogic. Only the original account balance will be available for withdrawal or transfer for 30 days after check has been deposited into your Ecash account.

To deposit money to your Ecash account by check send the check to:
(Address information provided on the Check deposit screen.)

To deposit money to your Ecash account:

- Take your Check book, go to the ECashier and select Deposit, page Check.
- Type in your amount and write the same on the Check.
- Type in your Check # that is found in the top right corner of your Check (it's circled).
- Type in last consecutive 5 to 7 digits from your account # (bottom line of the Check).
- Type in the Memo field of the Check and on its back reference # that is shown on the screen in the Important box.

- Make Check payable to **Cryptologic** and sign it.
- Select the **OK button**.

Send your Check to the address indicated on the screen.

This information will help us identify you and the funds that will be received by Cryptologic

Money Order

CryptoLogic accepts money orders in US funds drawn on any bank in the USA and Canada. Money deposited by Money Orders will be available in your Ecash account in approximately 30 minutes after the Money Order has been received by CryptoLogic. There is no service charge for depositing money to your Ecash account by Money Order. Any amount may be deposited to your Ecash account by money order.

To deposit money to your Ecash account by Money Order send the Money Order to:
(Address information provided on the Money Order deposit screen.)

Be sure to write the Reference No { shown on the screen in the important box } in the **Memo field** of the Money Order.

When you have sent the Money Order enter the amount of the Money Order , your Name (as it appears on the Money Order), Address and Money Order # (if applicable) and select **OK button** on the Money Order screen. This information will help us identify you and the funds that will be received by Cryptologic

Wire Transfer

CryptoLogic accepts wire transfers in US funds. Money deposited by Wire Transfer will be available in your Ecash account in approximately 30 minutes after the Wire Transfer has been received by CryptoLogic. There is no service charge for depositing money to your Ecash account by Wire Transfer. Any amount may be deposited to your Ecash account by wire transfer.

To deposit money to your Ecash account by Wire Transfer send Wire Transfer to:
(Address information provided on the Wire Transfer deposit screen.)

When you have sent the Wire Transfer enter the amount of the Wire Transfer and Your Name, as appears on the Wire Transfer , Address and select the **OK button** of the Wire Transfer Deposit screen
This information will help us identify you and the funds that will be received by the Cryptologic

WITHDRAWING

Credit Cards

IMPORTANT: A PIN number will be mailed through the regular mail the day after you open your account.

You will not be able to withdraw money until you receive your PIN. You may only register one Credit Card at a time. Money withdrawn to Credit Card will be debited from our account in 10 seconds and usually will be available in your Credit Card account in 5 business days. There is a \$1 service charge to withdraw money from your Ecash account using Credit Cards. You may withdraw a maximum of \$2,500 or the cap amount deposited by credit card into your account per month from your Ecash account by credit card. You may withdraw a minimum of \$20.00 from your Ecash account (or your remaining cleared balance if it is under \$20.00) by Credit Card. Note: Monthly limits for Credit Card transactions are modified by your credit history. If you have a positive balance in your account you will not be able to change the credit card until you withdraw all your funds

Note: Currently money deposited by Credit Card or by a combination of Credit Card and any other method will not be paid out by check. CryptoLogic reserves the right to determine the manner, whether by credit card (and to which one or more of your credit cards), by check, or combination of these methods, by which money can be withdrawn. CryptoLogic reserves the right to combine your different accounts into one for payment purposes.

Checks

To withdraw money from your Ecash account by Check you must fill in your PIN and Amount on the Check Withdraw screen. There is a \$1 service charge to withdraw money by check. The minimum amount which can be withdrawn from your Ecash account by check is \$20.00 (or your remaining balance if it is under \$20.00). You

may withdraw any amount up to your cleared Ecash account balance within \$10,000.00 monthly withdraw limit. Checks will be delivered by regular mail. If your request for withdrawal by check is made before 5PM your check will be sent by mail the next day.

Note: Currently money deposited by Credit Card or by a combination of Credit Card and any other method will not be paid out by check. CryptoLogic reserves the right to determine the manner, whether by credit card (and to which one or more of your credit cards), by check, or combination of these methods, by which money can be withdrawn. CryptoLogic reserves the right to combine your different accounts into one for payment purposes.

Money Order

To withdraw money from your Ecash account by Money Order you must fill in your PIN and Amount on the Money Order Withdraw screen. There is a \$1 service charge to withdraw money by Money Order. The minimum amount which can be withdrawn from your Ecash account by Money Order is \$20.00 (or your remaining cleared balance if it is under \$20.00). Money Orders will be delivered by regular mail. If your request for withdrawal by Money Order is made before 5PM your Money Order will be sent by mail the next day.

Note: Money deposited by Credit Card or by a combination of Credit Card and any other method will not be paid out by check.

Note: CryptoLogic reserves the right to determine the manner, whether by credit card (and to which one or more of your credit cards), by check, or combination of these methods, by which money can be withdrawn. CryptoLogic reserves the right to combine your different accounts into one for payment purposes.

NOTE:

The above is subject to change at any time with notice 10 days notice. Additional information is available at our web site

{button Ecash Help,EF('start','http://www.cryptologic.com/ecash/',0,'')}

Win3.1 users:

The address of our Ecash Help web site is as follows:

(www.cryptologic.com/ecash)

Feedback

We would appreciate your comments and suggestions.

Press the button below to send us any suggestions or comments you have regarding Regal.

{button InterCasino Feedback,EF(`start`,`http://www.intercasino.com/tech`,0,`)} (Win3.1 users would not be able to see this button).


Or go to our web site at:

<http://www.intercasino.com/tech>



Five Bet:

{ewc FFBMP32.DLL,FFBMP32,*images_bet.bmp}

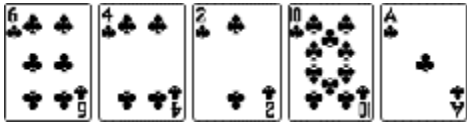
Five of a Kind



Five of a kind



Flush



Football



STRAIGHT WAGERS

A straight wager is a bet on one selection and one selection only.

If your selection is a favorite you must win by the point spread in order to win your wager.

In the case of a tie your money is refunded.

If you wager on an underdog your selection can lose the game and you still can win if they do not lose by more than the point spread.

Another type of straight bet is a total wager. This is determined by adding both teams final score together (overtime included).

Your selection is for the total score combined to be over or under the line posted for totals.

The same rules apply for wagers on sides or totals when you make straight bets.

All straight bets are calculated at \$11 to win \$10

Home teams are always on the bottom.

NFL and College Football games must go 55 min to have action.

We do not recognize suspended games, protests, or overturned decisions, for wagering purposes.

All sporting events must be played on date and site scheduled unless otherwise specified.

If any event is postponed and/or rescheduled, said event will automatically constitute a noactive.

Buying points

To buy a 1/2 point in Football straight bets you must lay 120:100 on all wagers, except when buying a half point on or off a point spread of 3; that cost is 130:100. To buy a full point you must lay 130:100 except when buying on or off a point spread of 3. Then you must lay 140:100.

You cannot buy points in parlays.

You cannot buy points in over/under

COLLEGE FOOTBALL OVERTIME PROCEDURES

College Football overtimes commence with a first and ten play at the opponents 25 yard line. The offensive team keeps possession until they score, commit a turnover or fail to convert on forth down. The overtime continues until the score is no longer tied and each team has had an equal number of possessions. All wagers on the side and total will include all overtime scoring.

TEASERS

A teaser is a selection of 2-6 teams with an adjusted point spread.

With a 2 team teaser a push or a tie and a loss constitutes a loss, a push in a win constitutes no action.

Teasers with 3 or more selections will be reduced to the next lowest level in a case of a tie.

If you have any loser in a teaser, the entier wager is a loss.

You cannot use totals in teasers.

TEASER PAYOFFS

6 points

6 1/2 points

7 points

2 teams	10/11	10/12	10/13
3 teams	8/5	3/2	7/5
4 teams	5/2	2/1	3/2
5 teams	4/1	7/2	3/1
6 teams	6/1	5/1	4/1

PARLAY BETTING

A Parlay wager is a bet on a minimum of two teams.

All selections must cover the point spread for you to have a winning bet.

If one selection loses then the whole wager is lost.

In the case that one team ties your parlay is reduced to the next lowest level.

Ex: A three team parlay with two winners and one tie pays off as a two team parlay.

NOTE: A two team parlay with a tie becomes a straight bet that is calculated at \$10 to win \$9

We do not recognize suspended games, protests, or overturned decisions, for wagering purposes.

All sporting events must be played on date and site scheduled unless otherwise specified.

If any event is postponed and/or rescheduled, said event will automatically constitute a noactive.

PARLAY PAYOFFS

2 teams	24:10
3 teams	50:10
4 teams	100:0
5 teams	180:10
6 teams	400:10
7 teams	600:10
8 teams	1000:10

PARLAY CARD

A Parlay card is a selection of four teams or more, in no particular order, in a single wager.

All teams wagered on in a parlay card must win for the wager to win.

If any of the teams lose the wager is lost altogether.

With four team parlay cards, if a game is canceled or rescheduled there will be no action, as we cannot accept three team parlay card. With five team parlay card or higher, if game is cancelled or rescheduled, parlay card will revert to the next lowest number of teams.

All ties lose on a parlay card.

We do not recognize suspended games, protests, or overturned decisions, for wagering purposes.

All sporting events must be played on date and site scheduled unless otherwise specified.

If any event is postponed and/or rescheduled, said event will automatically constitute a noactive.

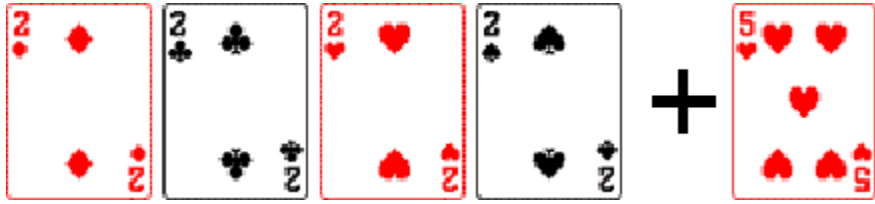
Las Vegas rules apply to any rule or wager not covered by rules and regulations herein.

PARLAY CARD PAYOFFS

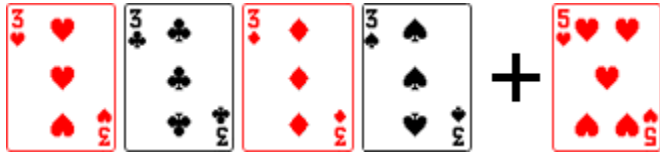
4 teams	120:10
5 teams	250:10
6 teams	500:10
7 teams	900:10
8 teams	1500:10
9 teams	2500:10
10 teams	5000:10
11 teams	10000:10
12 teams	20000:10



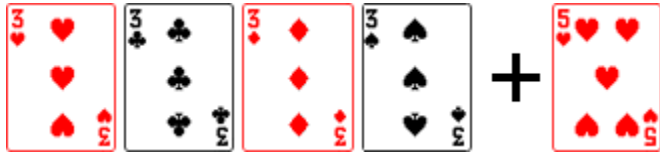
Four Deuces



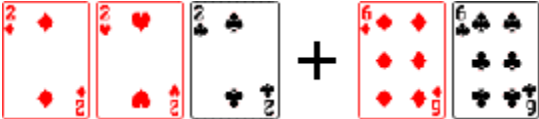
Four of a Kind



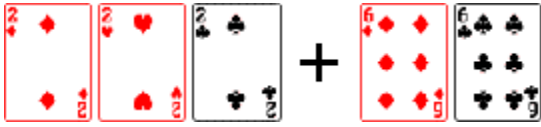
Four of a kind



Full House



Full house



Hockey



A straight wager is a bet on one selection and one selection only.

If your selection is a favorite you must win by the point spread in order to win your wager.

In the case of a tie your money is refunded.

If you wager on an underdog your selection can lose the game and you still can win if they do not lose by more than the point spread.

Another type of straight bet is a total wager. This is determined by adding both teams final score together (overtime included).

Your selection is for the total score combined to be over or under the line posted for totals.

The same rules apply for wagers on sides or totals when you make straight bets.

All straight bets are calculated at \$11 to win \$10

PRO hockey games must go 55 minutes to have action.

Home teams are always on the bottom.

We do not recognize suspended games, protests, or overturned decisions, for wagering purposes.

All sporting events must be played on date and site scheduled unless otherwise specified.

If any event is postponed and/or rescheduled, said event will automatically constitute a noactive.

Las Vegas rules apply to any rule or wager not covered by rules and regulations herein.

PARLAY BETTING

A Parlay wager is a bet on a minimum of two teams.

All selections must cover the point spread for you to have a winning bet.

If one selection loses then the whole wager is lost.

In the case that one team ties your parlay is reduced to the next lowest level.

Ex. A three team parlay with two winners and one tie pays off as a two team parlay.

NOTE: A two team parlay with a tie becomes a straight bet that is calculated at \$10 to win \$9.

We do not recognize suspended games, protests, or overturned decisions, for wagering purposes.

All sporting events must be played on date and site scheduled unless otherwise specified.

If any event is postponed and/or rescheduled, said event will automatically constitute a noactive.

Las Vegas rules apply to any rule or wager not covered by rules and regulations herein.

PARLAY PAYOFFS

2 teams	24:10
3 teams	50:10
4 teams	100:0
5 teams	180:10
6 teams	400:10
7 teams	600:10
8 teams	1000:10

PARLAY CARD

A Parlay card is a selection of four teams or more, in no particular order, in a single wager.

All teams wagered on in a parlay card must win for the wager to win.

If any of the teams lose the wager is lost altogether.

With four team parlay cards, if a game is canceled or rescheduled there will be no action, as we cannot accept three team parlay card.

With five team parlay card or higher, if game is cancelled or rescheduled, parlay card will revert to the next lowest number of teams.

All ties lose on a parlay card.

We do not recognize suspended games, protests, or overturned decisions, for wagering purposes.

All sporting events must be played on date and site scheduled unless otherwise specified.

If any event is postponed and/or rescheduled, said event will automatically constitute a noactive.

PARLAY CARD PAYOFFS

4 teams	120:10
5 teams	250:10
6 teams	500:10
7 teams	900:10
8 teams	1500:10
9 teams	2500:10
10 teams	5000:10
11 teams	10000:10
12 teams	20000:10

Introduction

{mci EXTERNAL NOMENU NOPLAYBAR,D:.avi}

CryptoLogic Inc & International Telemidia. N.V. present **Regal version 2.x**

“Experience the thrill of Las Vegas and the adrenaline pumping excitement of gambling with real money on your home PC”

Features

- Connect on-line from anywhere around the world via the Internet and Gamble for real money or play off-line for fun on your home PC.
- Enhanced 3d rendered graphics and animation. Digital sound and voice. Live video sequences. Full context sensitive help.
- Five Casino Games including Blackjack, Caribbean Poker, Roulette, 4 Slot machines with up to 95% payouts and up to \$10,000 jackpots, 4 Video Poker machines including Jacks or Better, Deuces Wild, Joker Poker and All American.
- Full Sports Book with betting on Football, Basketball, Hockey and Baseball with Parlay cards, Teaser Cards and Straight Cards.
- Full Electronic Cash support with credit card transactions, Bank Wire Transfers, Money Orders, Personal Cheques and Prepaid Cards.
- Real time CryptoLogic data security for all transactions. Proprietary symmetric key algorithm with key lengths several times longer than DES. Full key management.


How to install version 2.x

- Go to **www.intercasino.com/install**.
- Be sure to write down both the **Product Number (PN)** and the **Serial Number (SN)** before you download the software.
- Select the version you wish to download.
- Select the site you wish to download from.
- At the prompt select **Save it to disk** then be sure that you remember the name of the file and where you are saving it, when the file has been downloaded simply run it (if you don't remember the file name try casino95nt.exe or casino31.exe).
- Follow the online instructions for installing Regal (you will be required to enter the **Product Number** and the **Serial Number**. You will receive these two numbers from the WEB or from the sticker on your CD).

New features in version 2.x

- Version 2.x has full Ecash support and allows users to play with real money.
- New off-line version allows you to play for fun off-line.
- New sports betting allow users to make parlay, teaser and straight bets on football, basketball, hockey and baseball
- Blackjack rules were changed to make them more consistent with Atlantic City Blackjack.
- Card animation was added.
- Roulette has an improved interface with repeat bets and spin shortcuts
- 3 new slot machines were added with payouts up to 95% and jackpots of up to \$10,000.
- Slots have more sound, animation, keyboard shortcuts and payment options.
- 3 new video poker machines with increased payouts and keyboard shortcuts
- Multiple bug fixes

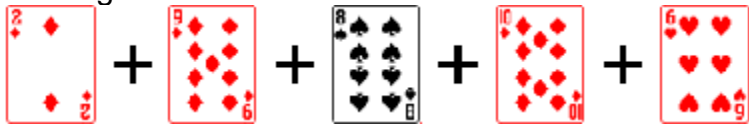
Jacks or Better



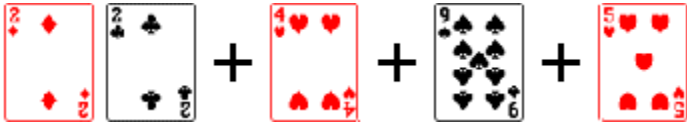
Line Bet:

```
{ewc FFBMP32.DLL,FFBMP32,*images  
_bet.bmp}
```


Nothing



One Pair



Payoff

Practice Mode

Regal can be played in Practice mode. In Practice mode, Regal is not connected to the gaming server and does not require an Internet Connection. The Practice mode is for fun only. In Practice mode you cannot gamble with real money.

To play in Practice mode, please click on the icon called Practice Regal. In Practice Regal, you will only need to choose an username to register. No password or any other kind of information is required.

Quick Start


1. Fill out the registration form.

- All information is kept strictly confidential
- Please make sure to fill in all of the fields correctly.

2. Choose your username and password

- We suggest that your password be between 5-7 characters, and contain at least one lower case letter, and one special character (&*%\$@#)
- Please keep your username and password confidential

3. You will be asked to save your information on a floppy disc.

- This ensures you access to your e-cash account, should you need to re-install the software at any time.
- You may save your information now, or later on by clicking on the  button on the first screen.
- Your access is verified by your password. This is NOT stored on your computer.

4. Please allow several seconds for the GameRoom screen to appear.

- You will then receive a message from Regal. After reading this message, you may close the screen and go to the main Game Room.

5. In order to play at Regal, you must first purchase electronic cash.

- Select the **Cashier** menu item in the Game Room.
- Allow several seconds for Ecash screen to appear.
- Select the deposit button, and follow the online instructions.
- Please select Help for detailed instructions.
- Return to the GameRoom screen by clicking the Exit button on the Ecash screen.

6. Select the Game you wish to play at the top of the screen.

- Exact rules and Help are available in each game

7. Have Fun & Good Luck!!!

Red/Black, Even/Odd, Low/High:
{ewc FFBMP32.DLL,FFBMP32,*images_to_1.bmp}

Regal Development Team



Registration

1. Filling out the Registration form.

Please ensure that you fill out the registration form accurately.

All information is kept strictly confidential.

2. Choose your Alias and Password.

We suggest that your password contain between 5 to 7 characters and have at least one special character.

Keep your password confidential.

3. Allow several seconds for the GameRoom screen to appear. You will then receive a message from Regal. After you read the message you can close it and return to the GameRoom.

4. In order to use Regal **you must purchase Ecash** by selecting the **Cashier** menu item in the GameRoom. Allow several seconds for the Ecash screen to appear. Select the **Deposit** button and follow the online instructions or select Help for more detailed instructions. Return to GameRoom screen by clicking **Exit** button on the Ecash screen.

5. **Select the game** you wish to play by choosing the item at the top of the screen. The exact rules and Help files are available for each game.

Additional information is available at our web site

{button Ecash Help,EF('start','http://www.intercasino.com/help/',0,'')}

Win3.1 users:

The address of our Ecash Help website is as follows:

<http://www.intercasino.com/help/>

Roulette


{mci EXTERNAL NOMENU NOPLAYBAR,D:..avi}

Type

- American Roulette

Roulette game field

(to display all of the possible bets click on the chips)



Rule Summary

- American Roulette wheel with 36 numbers plus 0 and 00.



Payoffs

<i>Bet</i>	<i>Payoff</i>
<u>1 Number</u>	35 to 1
<u>2 Numbers</u>	17 to 1
<u>3 Numbers</u>	11 to 1
<u>4 Numbers</u>	8 to 1
<u>5 Numbers</u>	6 to 1
<u>6 Numbers</u>	5 to 1
<u>12 Numbers</u>	2 to 1
<u>18 Numbers</u>	1 to 1



Default Limits

Minimum bet: \$5 . The user could place \$1 chips on the table as long as they all together total to at least \$5.

Maximum bet: \$100 .

Rule Authority

- Nevada Gaming Commission: Nevada
Exceptions: no exceptions.

Objective

The game of Roulette is played by spinning a small ball on a round wheel with thirty-eight numbered slots. When the wheel stops, the ball comes to rest in one of these slots. The object of Roulette is to correctly predict the slot in which the ball will land. By predicting the right number, you earn a payoff on your bet. The size of the payoff depends on how the bet was placed.

How to Play

The bets are made by **using the mouse**. 'Space Bar' is a shortcut key for repeating the bet and 'Enter' is the shortcut key for spinning the wheel.

To place bets in Roulette, place your stack of chips on the roulette board. Depending on where you choose to place your chips, you can "cover" (bet on) anywhere from one to eighteen numbers with a single bet.

The user can spin the Roulette Wheel by pressing the **brown button** in the bottom left corner of the screen or by clicking on the roulette wheel. The history of the previous winning numbers is displayed in the table above the brown button. There are three different colored numbers in the history table. The Yellow colored numbers mean that they belong to Black set of numbers. The Red colored numbers mean they belong to the Red set of numbers and the Green colored numbers are either '0' or '00'.

You can place nine different kinds of bets on the Roulette table. Each type of bet covers a certain range of numbers, and each type has its own payoff rate. The short lines of three numbers each are called rows on the board, while the longer lines, each holding twelve, are called columns. The first six types of bets are all made on the numbered space or on the lines between them and are called inside bets, while the last three types are made on the special boxes below and to the right of the board and are called outside bets.

Straight Up: Place your chips directly on any single number (including zero and double-zero.)

Split Bet: Place your chips on the line between any two numbers.

Street Bet: Place your chips at the end of any row of numbers. A street bet covers three numbers

Corner Bet: Place your chips at the corner where four numbers meet. All four numbers are covered.

Five Bet: This bet can be made in only one place and covers five number: zero, double zero, one, two and three.

Line Bet: Place your chips at the end of two rows at the intersection between them. A line bet covers all the numbers in either row, for a total of six.

Column Bet: Placing a chip in one of the boxes marked "2 to 1" at the end of the columns covers all the numbers in that column, a total of twelve. (Neither the zero nor the double zero are covered by any of the columns.)

Dozen Bet: Placing a chip in one of the three boxes marked "1st 12," "2nd 12," or "3rd 12" covers those twelve numbers.

Red/Black, Even/Odd, Low/High:

A chip placed in one of the six boxes at the bottom of the board covers the half of the board described in that box. (The zero and double zero are not covered by any of these boxes.) Each box covers eighteen numbers.

Note:

In every game there are three menu options (Exit, Effects and Help). By either pressing "<ALT> E" or left clicking on the Exit choice, the player may exit the game. The Effects options ("<Alt> E") allows the player to turn off the Sound, Voice and Animation (where applicable) during the game. The Help option

("<Alt> H") explains different aspects of the current game.

Additional information is available at our web site

{button Ecash Help,EF(`start',`http://www.intercasino.com/help/',0,`')}

Win3.1 users:

The address of our Ecash Help website is as follows:

<http://www.intercasino.com/help/>

Royal Flush



Royal flush



Slots

{mci EXTERNAL NOMENU NOPLAYBAR,D:.avi}

Objective

The slot machine has three spinning wheels marked with symbols. Each time the game is played, the three wheels come to rest with a random selection of symbols showing in the window. Certain combinations of symbols cause a payoff. The object is to earn money by getting a winning combination in the middle of the screen. The winning combinations are shown in the window at the top of the slot machine.

This game operates like any slots machine found in the casino's throughout the world. The only difference, which is greatly favorable for the player, is that you can switch your coin value from \$0.25, to \$1, to \$2 without changing to another machine.

To start playing you should deposit some money into the machine. Pick up the necessary amount of Regal chips from the tray and click on the coin slot. The amount of coins is shown in the **CREDIT** field of the machine screen. If you deposit \$20 while the coin denomination selector is set to \$1, you will see 20 coins in the **CREDIT**. If you then click on the “-” button of coin denomination selector, you can change coin value to \$0.25. You will see that the credit has been changed to 80 coins (the numbers in the black screen won't change because they show your balance and chip value in dollars)

HOW TO PLAY

You begin by setting the total amount you want to bet, then left clicking on the coin slot. The money is deposited in your bet and the machine. You can bet from one to three chips in each spin by clicking on the BET or BET MAX buttons. Start the wheels spinning by clicking on the Spin button. When the wheels stop, your payoff will be figured from the table of winning combinations shown on the top of the machine. Any Credits you win will be added to your total Credits in the machine. To turn your machine money back into regular chips, left click on the Cash Out button.

USING THE KEYBOARD

If you do not have a mouse or prefer using a keyboard to play the game, there are some keyboard shortcuts.

“Insert”	– insert the 100 coins into the machine
“Down Arrow”	– cash out
“1”	– BET ONE
“Enter”	– BET MAX
“Space”	– Spin
“+”	– increase denomination of the coins
“-”	– decrease denomination of the coins

HOW TO CHANGE GAME TYPE

To change the type of game click on the game name in the menu bar.

When you change the game type, your credit and coin denominations won't change.

NOTE: you can only change the game type when your hand is finished, i.e. when BET buttons are active.

Features

- Three wheels
- Twenty Two positions on each wheel

Menu Options

The Effects options controls sound and animation effects.

The Cash Out options - controls cashing out of your winnings. You can choose to cash out all your winnings immediately, to accumulate them in your machine or set a limit after which you want your winnings has to be cash out.

The Spin on BetMax option - allows you to spin the wheel by clicking on BetMax button.

Cherry Red

<i>Slot</i>	<i>Slot</i>	<i>Slot</i>	<i>1st Coin</i>	<i>2nd Coin</i>	<i>3rd Coin</i>
Seven	Seven	Seven	\$800	\$1600	\$2400
Light Seven	Light Seven	Light Seven	\$200	\$400	\$600
Triple Bars	Triple Bars	Triple Bars	\$80	\$160	\$240
Double Bars	Double Bars	Double Bars	\$40	\$80	\$120
Single Bar	Single Bar	Single Bar	\$20	\$40	\$60
Cherry	Cherry	Cherry	\$20	\$40	\$60
Any Bar	Any Bar	Any Bar	\$10	\$20	\$30
	Two Cherry		\$5	\$10	\$15
Any					
	One Cherry		\$2	\$4	\$6
Any					

Galaxy

<i>Slot</i>	<i>Slot</i>	<i>Slot</i>	<i>1st Coin</i>	<i>2nd Coin</i>	<i>3rd Coin</i>
Galaxy	Galaxy	Galaxy	\$2500	\$5000	\$10000
Space Ship	Space Ship	Space Ship	\$400	\$800	\$1200
Saturn	Saturn	Saturn	\$200	\$400	\$600
Triple Bars	Triple Bars	Triple Bars	\$100	\$200	\$300
Double Bar	Double Bar	Double Bar	\$50	\$100	\$150
Single Bar	Single Bar	Single Bar	\$30	\$60	\$90
	Two Ship		\$15	\$30	\$45
Any	Space				
	One Ship		\$3	\$6	\$9
Any	Space				

Egypt

<i>Slot</i>	<i>Slot</i>	<i>Slot</i>	<i>1st Coin</i>	<i>2nd Coin</i>	<i>3rd Coin</i>
Sphinx	Sphinx	Sphinx	\$1000	\$2000	\$3000
Mask	Mask	Mask	\$80	\$160	\$240
Piramid	Piramid	Piramid	\$40	\$80	\$120
Triple Bars	Triple Bars	Triple Bars	\$40	\$80	\$120
Double Bar	Double Bar	Double Bar	\$10	\$20	\$30
Single Bar	Single Bar	Single Bar	\$5	\$10	\$15
Any Bar	Any Bar	Any Bar	\$2	\$4	\$6

Knight

<i>Slot</i>	<i>Slot</i>	<i>Slot</i>	<i>1st Coin</i>	<i>2nd Coin</i>	<i>3rd Coin</i>
Helmet	Helmet	Helmet	\$400	\$800	\$1200
Shield	Shield	Shield	\$50	\$100	\$150
Black Helmet	Black Helmet	Black Helmet	\$30	\$60	\$90
Triple Bar	Triple Bar	Triple Bar	\$20	\$40	\$60
Double Bar	Double Bar	Double Bar	\$15	\$30	\$45
Helmet	Black Helmet	Shield	\$10	\$20	\$30

		Two Helmets	\$8	\$16	\$24
Any					
Single Bar	Single Bar	Single Bar	\$4	\$8	\$12
		Helmet	\$2	\$4	\$6
Any	One				

Additional information is available at our web site

{button Ecash Help,EF(`start`,`http://www.intercasino.com/help/`,0,`')}

Win3.1 users:

The address of our Ecash Help website is as follows:

<http://www.intercasino.com/help/>

Split Bet:

```
{ewc FFBMP32.DLL,FFBMP32,*images_bet.bmp}
```

SPORTS BETTING

{button Web

Help,EF('start','http://www.intercasino.com/help/',0,'')}

STRAIGHT WAGERS

A straight wager is a bet on one selection and one selection only. If your selection is a favorite you must win by the point spread in order to win your wager. In the case of a tie your money is refunded. If you wager on an underdog your selection can lose the game and you still can win if they do not lose by more than the point spread. Another type of straight bet is a total wager. This is determined by adding both teams final score together (overtime included). Your selection is for the total score combined to be over or under the line posted for totals. The same rules apply for wagers on sides or totals when you make straight bets.

All straight bets are calculated at \$10 to win \$9.

*All selections must be played on scheduled date or there is no action on these selections.

*Make up games or games that have been rescheduled will have no action.

PARLAY BETTING

A Parlay wager is a bet on a minimum of two teams.

All selections must cover the point spread for you to have a winning bet.

If one selection loses then the whole wager is lost.

In the case that one team ties your parlay is reduced to the next lowest level.

Ex. A three team parlay with two winners and one tie pays off as a two team parlay.

NOTE: A two team parlay with a tie becomes a straight bet that is calculated at \$10 to win \$9.

*All selections must be played on scheduled date or there is no action on these selections.

*Make up games or games that have been rescheduled will have no action.

PARLAY CARD

A Parlay card is a selection of four teams or more, in no particular order, in a single wager. All teams wagered on in a parlay card must win for the wager to win. If any of the teams lose the wager is lost altogether. With four team parlay cards, if a game is canceled or rescheduled there will be no action, as we cannot accept three team parlay card. All ties lose on a parlay card.

*All selections must be played on scheduled date or there is no action on these selections.

*Make up games or games that have been rescheduled will have no action.

FREQUENTLY ASKED QUESTIONS

Q. What is the difference between a parlay bet and a parlay card?

A. Parlay cards are subject to at least four selections but no more than twelve.

B. The lines for parlay cards are posted early in the day and seldom change, therefore ties lose.

Q. What does ties lose mean?

A. If the favorite is 3 and wins by exactly 3 points this constitutes a tie and the total wager for that parlay card is lost. In a regular parlay bet a tie would reduce your action to the next lowest level.

Ex. A five team parlay with one tie becomes a four team parlay and pays off accordingly.

Q. How are the payoffs calculated?

A. Multiply the wager amount times the odds. For example, a four team parlay card pays off at 10-1.

This means a winning wager pays \$10 back for every \$1.00 bet. A ten team parlay card pays off at 400-1 which means a winning wager pays \$400 back for every \$1.00 wagered.

Q. When will I be able to place straight bets and other types of plays on the internet?

A. We are working towards this objective. However at this time we cannot give an exact time frame. Check out our WWTS web site <http://www.wwrs.com> to stay informed on all of our latest developments.

Q. What happens if one of the games I select goes off the board?

A. The card reverts to the next lowest level of picks and payoffs. With four team parlay cards, there will be no action, as we cannot accept three team parlay cards.

Q. If I win when do you credit my account?

A. If your card is settled we will credit your account before afternoon.

Q. Who do I call if I have any questions or problems with a parlay card or my account balance?

A. Call [Regal – 1-888-872-2238](tel:1-888-872-2238).

Q. Can I change or cancel a parlay card after it has been submitted?

A. NO!!! Be certain to review your selections carefully before submitting your card. You can print the card before submitting to help prevent error.

Thanks for taking the time to review some of the rules to our online sports gambling.

Good luck in all your wagering endeavors.

The management of International Telemedia. N.V. and Regal.


Additional information is available at our web site

{button InterCasino Help,EF('start','http://www.intercasino.com/help/',0,'')}

Straight




Straight Flush



Straight Up:

```
{ewc FFBMP32.DLL,FFBMP32,*images.bmp}
```

Straight flush



Street Bet:

{ewc FFBMP32.DLL,FFBMP32,*images_bet.bmp}

Technical Support

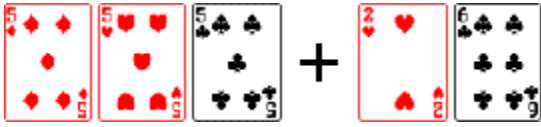
Voice: (416)-455-1455
Fax: (416)-455-1454
Technical Support: (416)-455-1437
1-888-872-2BET (1-888-872-2238)
Email: support@intertain.interlog.com
Web: <http://www.intercasino.com/tech>

Press the Button Below to go to our Technical Support on the Internet.

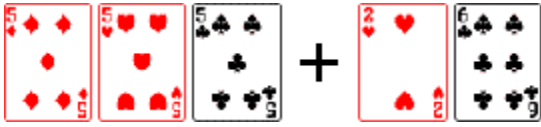
{button Technical Support,EF('start','http://www.intercasino.com','0,')} (WIn 3.1 users would not be able to see this button)

There is also a Bug/Suggestion report form provided with the version. You can simply fill it and send it to us by clicking on the icon on the right lower corner of the Regal entrance screen.

Three of a Kind



Three of a kind



Two Pair



Two pairs



User Information Management System

Summary:

Starting from version 2.10 Regal provides the ability to save your information onto a floppy disk. By saving this information onto a disk you can avoid problems that may arise if your system crashes or it becomes necessary to uninstall and reinstall Regal. This disk can also be used to access Regal from another computer that has Regal installed.

After registration, you will be prompted to save your user information onto a floppy disk.

If you do not wish to save your user information at that time you should select **Cancel**.

How To Save Your User Information:

NOTE: You can save your user information at any time by clicking on the **■** button found on the first screen of Regal. Your password and user name will NOT be saved on the floppy disk so please make sure that you remember them.

How To Use Your Floppy Disk To Access Regal From Several Locations:

Follow the steps below:

1. Start Regal
2. Insert your floppy disk
3. Click on the entrance to the casino
4. Enter your user name and password
5. Check the checkbox "User information from the floppy disk"
6. Select the appropriate drive letter (usually A)
7. Press OK

How To Recover Your User Information In The Case Of A Crash Or Uninstallation:

To recover your user information simply click on the **■** button found on the first screen of Regal. Insert your floppy disk and select the Emergency Recovery button.

IMPORTANT:

1. Never use the Emergency Recovery option on anyone else's computer, because you will override their user information.
2. Only use the Emergency Recovery option in the case of a disk crash or uninstallation.

Using the Keyboard.

(Numeric Keypad)

Space	- Repeat your previous bet(Roulette)
"0"	- Place Bet.
Second "0"	- Deal (When the bet is on the table).
Esc	- Remove Bet.
Enter	- Stand
"+"	- Hit.
"/"	- Split
"*"	- Double Down
"-"	- Insurance

Using the Mouse

The left mouse button has been assigned for picking up chips as well as placing the chips on the gaming table or in the coin receptacle. If you decide to change your bet after placing it on a table you can simply pick up the chips using the right mouse button. While in the chip area the left mouse button adds chips to your hand while the right mouse buttons subtracts chips from your hand.

Video Poker

{mci EXTERNAL NOMENU NOPLAYBAR,D:.avi}

This game operates like any video poker machine found in the casino's throughout the world. The only difference, which is greatly favorable for the player, is that you can switch your bet from \$0.25, to \$1, to \$2 a game without changing to another machine.

To start playing you should deposit some money into the machine. Pick up the necessary amount of Regal chips from the tray and click on the coin slot. The amount of coins is shown in the **CREDIT** field of the machine screen. If you deposit \$20 while the coin denomination selector is set to \$1, you will see 20 coins in the **CREDIT**. If you then click on the “-” button of coin denomination selector, you can change coin value to \$0.25. You will see that the credit has been changed to 80 coins (the numbers in the black screen won't change because they show your balance and chips are evaluated in dollars)

How to Play

The objective of the game is to receive the highest five card combination (combinations and payoffs for each machine are shown below)

- Make your bet by clicking on the BET or BET MAX buttons.
- Click on the DEAL/DRAW button.
- You will be given 5 cards.
- Then you should hold the cards you need to achieve the highest possible combination. You can do this by clicking on the cards or buttons below the cards.
- When you are ready, click on the DEAL/DRAW button again. The cards that were not marked as HELD will be replaced.
- If you have any combination that qualifies for a payout, your credit will be increased by the amount of coins shown in the PAID field.

Using the Keyboard

If you do not have a mouse or prefer using a keyboard to play the game, there are some keyboard shortcuts:

- “Insert” – insert the amount IN HAND into the machine
- “Down Arrow” – cash out
- “1” – BET ONE
- “Enter” – BET MAX
- “Space” – DEAL/DRAW
- “1,2,3,4,5” – toggle held status of the card
- “+” – increase denomination of the coins
- “-” – decrease denomination of the coins

How to change Game Type

To change the type of game click on the game name in the menu bar.

When you change the game type, your credit and coin denominations won't change.

NOTE: you can only change the game type when your hand is finished, i.e. when BET buttons are active.

Menu Options

In every game there are three menu options (Exit, Effects and Help). By either pressing "<ALT> E" or left clicking on the Exit choice, the player may exit the game. The Effects options ("<Alt> E") allows the player to turn off the Sound, Voice and Animation (where applicable) during the game. The Help option ("<Alt> H") explains different aspects of the current game.

General rules of the Game

Video poker is basically played as draw poker. The machine uses a 52 card deck(53 for Joker Poker) which is played fresh after each hand.

You are dealt one five-card poker hand. After a single draw, your cards are compared to a table of winning combinations. The object is to get the best possible combination so that you earn the highest payoff on the bet you placed. Bets could vary from 1 to 5 coins. The coin value can be \$.25, \$1.00, \$2.00 Currently you can choose any of 4 Video Poker games

JACKS or BETTER

Jacks or Better indicates that a pair pays off only if the cards in the pair are Jacks, Queens, Kings, or Aces. Lower pairs do not pay off.

Hand	Payoff
<u>Jacks or Better</u>	1 to 1
<u>Two Pair</u>	2 to 1
<u>Three of a Kind</u>	3 to 1
<u>Straight</u>	4 to 1
<u>Flush</u>	5 to 1
<u>Full House</u>	8 to 1
<u>Four of a Kind</u>	25 to 1
<u>Straight Flush</u>	50 to 1
<u>Royal Flush</u>	250 to 1

JOKER POKER

Hand	Payoff
<u>Kings or Better</u>	1 to 1
<u>Two Pair</u>	1 to 1
<u>Three of a Kind</u>	2 to 1
<u>Straight</u>	3 to 1
<u>Flush</u>	5 to 1
<u>Full House</u>	7 to 1
<u>Four of a Kind</u>	20 to 1
<u>Straight Flush</u>	50 to 1
<u>Wild Royal flush</u>	100 to 1
<u>Five of a kind</u>	200 to 1
<u>Royal Flush</u>	400 to 1

ALL AMERICAN POKER

Hand	Payoff
<u>Jacks or Better</u>	1 to 1
<u>Two Pair</u>	1 to 1
<u>Three of a Kind</u>	3 to 1
<u>Straight</u>	8 to 1
<u>Flush</u>	8 to 1
<u>Full House</u>	8 to 1
<u>Four of a Kind</u>	30 to 1
<u>Straight Flush</u>	50 to 1
<u>Royal Flush</u>	250 to 1

DEUCES WILD

Hand	Payoff
<u>Three of a Kind</u>	1 to 1
<u>Straight</u>	2 to 1
<u>Flush</u>	2 to 1
<u>Full House</u>	3 to 1
<u>Four of a Kind</u>	5 to 1
<u>Straight Flush</u>	9 to 1
<u>Five of a Kind</u>	15 to 1
<u>Wild Royal Flush</u>	25 to 1
<u>Four Deuces</u>	200 to 1
<u>Royal Flush</u>	250 to 1

Additional information is available at our web site

{button Ecash Help,EF('start','http://www.intercasino.com/help/',0,'')}

Win3.1 users:

The address of our Ecash Help website is as follows:

<http://www.intercasino.com/help/>

Wild Royal Flush



Wild Royal flush



Coin Slot



